

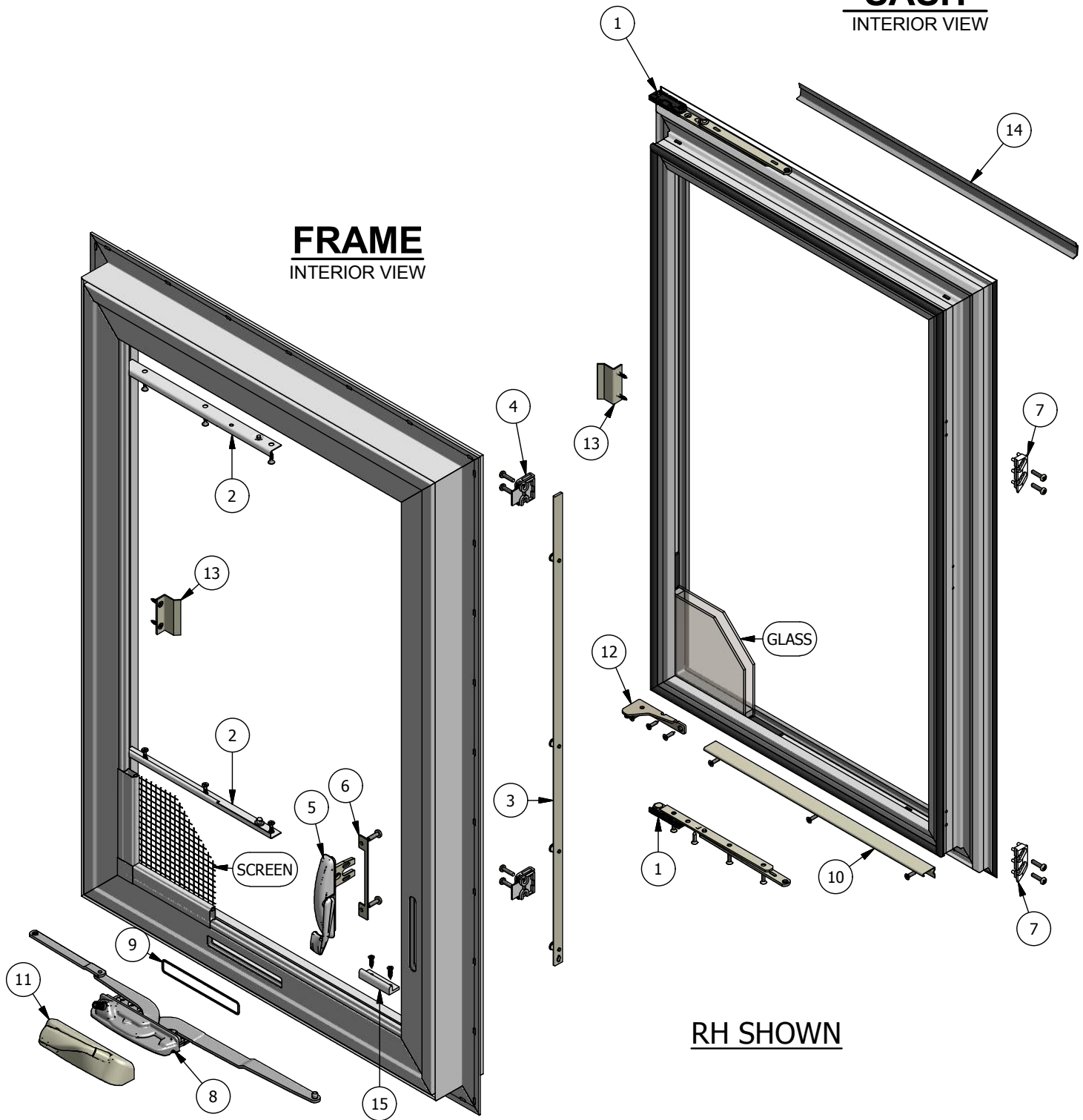


WINDSOR
WINDOWS & DOORS
A Woodgrain Millwork Company

Next Dimension Signature Series Casement (Operating) Parts Identification

FRAME
INTERIOR VIEW

SASH
INTERIOR VIEW




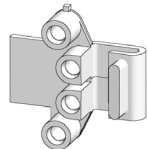
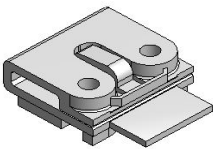





Next Dimension Signature Series

Casement (Operating)

Parts Identification




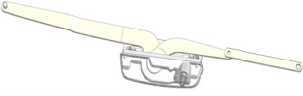
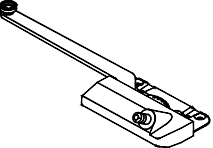
Image	Item #	Description	Color / Finish	Spec	Part #
	1	Hinge Arm	Standard		562003
		Hinge Screws #7 x 5/8" Screw (Qty 4)	LL/UR (lower left/upper right) UL/LR (upper left/lower right) Egress LL/UR (lower left/upper right) UL/LR (upper left/lower right)		562004 562005 562006 508050
	2	Hinge Track	LL/UR (lower left/upper right) UL/LR (upper left/lower right)		542040 542045
		Hinge Track Screws #7 x 1/2" Screws (Qty 3)			508165
	3	Tie Bar	18" (R.O. Height)		558055
			24"		558060
			30"		558070
			36"		558075
			42"		558085
			48"		558180
			54"		558185
			60"		558190
			66"		558195
			72"		558196
	4	Tie Bar Guide			558120
		Tie Bar Guide Screws #8 x 3/4" Screw (Qty 2) (Prior to June 2014)			508060
		Tie Bar Guide			558121
		Tie Bar Guide Screws #8 x 3/4" Screw (Qty 2)			508060
	5	Sash Lock w/ Gasket (December '03 - Current)	White Almond Clay		558036 558037 545037



Next Dimension Signature Series

Casement (Operating)

Parts Identification

Image	Item #	Description	Color / Finish	Spec	Part #
 Not Shown on Assembly Dwg		Sash Lock (Prior to December '03)	White White Almond Almond	LH RH LH RH	558035 558040 558045 558050
	1	Lock Support Lock Support Screws #10 x 9/16" Screw (Qty 2)			558201 558203
	2	Keeper Keeper Screws #8 x 3/4" Screw (Qty 2)		RH LH	558125 558130 508060
	3	Operator (LH Shown) (September '09 - Current) Operator Screw #8 x 7/8" Screw (Qty 6)	R.O. Width ≤ 24" (Dyad) R.O. Width > 24" (Dual Arm)	RH LH RH LH	542121 542021 542119 542019 508150
 Not Shown on Assembly Dwg		Single Arm Operator (LH Shown) (Prior to September '09) Operator Screws #10 x 3/4" Screws (Qty 4)	18 R.O. Widths White White Almond Almond Clay Clay 24 and 36 R.O. Widths White White Almond Almond Clay Clay Operator Screws White Almond Clay	LH RH LH RH LH RH LH RH LH RH LH RH	542310 542315 542300 542305 545300 545305 542330 542335 542320 542325 545320 545325 508035 508040 538040



Next Dimension Signature Series

Casement (Operating)

Parts Identification

Image	Item #	Description	Color / Finish	Spec	Part #
	4	Operator Gasket (September '09 - Current)			545113
 Not Shown on Assembly Dwg		Operator Gasket (Prior to September '09)			2370235
	5	Operator Track (September '09 - Current)	R.O. Width > 24"		542128
		Operator Track Screws #7 x 5/8" Screw (Qty 3)			508050
 Not Shown on Assembly Dwg		Operator Track (Prior to September '09)			542004
		Operator Track Screws #7 x 1/2" Screw (Qty 3)			508165
	6	Crank Handle & Crank Cover (LH Shown) (September '09 - Current)	White White Clay Clay	LH RH LH RH	552012 552112 545012 545112
 Not Shown on Assembly Dwg		Operator Handle (Prior to September '09)	White Almond Clay		558218 2370199 545199
 Not Shown on Assembly Dwg		Folding Operator Handle (Prior to September '09)	White Almond Clay		548011 548014 545014



Next Dimension Signature Series

Casement (Operating)

Parts Identification





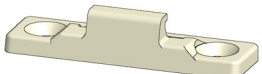

Image	Item #	Description	Color / Finish	Spec	Part #	
	7	Stud Bracket (LH Shown)		RH	545326	
		Stud Bracket Screws #7 x 5/8" Screw (Qty 2)		LH	545327	
	8	Snubber			558065	
		Snubber Screws #6 x 1/2" Screw (Qty 2)			508157	
	9	Glazing Bead (Prior to June 2014)		13'	White	900043
					Almond	900110
		Glazing Bead			Clay	901043
					Bronze	900043-BZ
					Black	900043-BK
					Tan	900043-T
					Ivory	900043-I
					Cinnamon	900043-C
					Green	900043-G
					White	900043-W
					White	700005
					Clay	701005



Next Dimension Signature Series

Casement (Operating)

Parts Identification

Image	Item #	Description	Color / Finish	Spec	Part #
	10	Bulb Weatherstrip (Prior to June 2014)	White	LF	531061
	11	Weatherstrip (Prior to June 2014)	Black	LF	2370074
 Not Shown on Assembly Dwg		Intermediate Bulb Weatherstrip	White Tan Black	LF LF LF	531045 531046 531047
	17	Riser Block Riser Block Screw #7 x 1/2" Screw (Qty 2)	White Almond Clay		900260 900265 901265 508165
 Not Shown on Assembly Dwg		Snubber Snubber Screws #7 x 5/8" Screw (Qty. 2 per Snubber)			590163 508050
No Image		Glazing Tape 1/16" x 1/2"	White - 216' Roll		394100
 Not Shown on Assembly Dwg		Window Opening Control Device (Includes screws & Instructions) Field Applied Only		LH RH	9410010 9410011